

BENIN SDG EUROBONDS

Impact report on the July 2021 inaugural issue



July 2022



TABLE OF CONTENTS

MESSAGE FROM THE MINISTER OF ECONOMY AND FINANCE, MINISTER OF STATE	3	3.5 Expanding education services and improving the capacity to take on students (SDGs 4, 5, 10)	20
INTRODUCTION	4	3.6 Access to low-carbon, reliable and affordable energy (SDGs 7, 13)	22
1 RECENT DEVELOPMENTS IN THE AREA OF SDGS IN BENIN	5	3.7 Connectivity and digital inclusion throughout the territory (SDGs 4, 9)	24
1.1 SDG trends	6	3.8 Supporting employment and financial inclusion of youth, women and rural entrepreneurs (SDGs 5, 8, 10)	27
1.2 Interactions between the SDGs	7	3.9 Developing living environments and sustainable infrastructure for all (SDGs 6, 8, 9, 11, 12)	28
2 SUMMARY OF IMPACTS	9	3.10 Conservation of lake and coastal areas, reasonable economic exploitation of coastlines (SDG 14)	30
3 IMPACTS BY ELIGIBLE EXPENDITURE CATEGORY	14	3.11 Conservation of biodiversity, restoration & reasonable exploitation of the forest cover and fighting against desertification (SDGs 13, 15)	31
3.1 Development of sustainable and productive agriculture (SDGs 1, 2, 8)	15	3.12 Promoting heritage sites, educational sites, & entertainment infrastructure (SDGs 4, 11, 17)	32
3.2 Access to drinking water and wastewater processing (SDGs 3, 6, 11)	16	4 FOCUS ON A FEW PROJECTS/PROGRAMMES	34
3.3 Improving the health of all (SDGs 3, 5, 10)	18	APPENDICES	40
3.4 Decent housing for the poor (SDGs 1, 11)	19	GLOSSARY	44

MESSAGE FROM THE MINISTER OF ECONOMY AND FINANCE, MINISTER OF STATE



Committed to the SDG Agenda 2030, Benin is more than ever mobilised to ensure that it is effectively achieved. As early as 2016, the Beninese authorities created a dedicated governance structure in order to involve Benin's institutions across the board and to transform public action. Prioritisation of the most pressing targets and the assessment of their costs have provided the country with a relevant framework for reference and action.

On 15 July 2021, Benin successfully completed the inaugural €500 million 12.5-year SDG bond issue on the international market, aimed at financing projects with a high impact on the achievement of the relevant Sustainable Development Goals targets for the country. Participation in the High-Level Political Forum (HLPF) to submit the country's SDG agenda to a voluntary peer review has finally demonstrated the country's commitment and resolve to achieve the SDGs

Issuing sustainable bonds sends a signal to international capital markets about the determination of Beninese authorities to make progress in achieving sustainable development.

At the time of the issue, the country made a number of commitments to international investors, including the production of an annual impact report on the beneficiaries of the projects financed and an audited allocation report on the funds raised. This report is a demonstration of the fulfilment of these commitments.

Beyond the historic nature of the July 2021 bond issue and the fact that it is a first on the African continent, it also reflects the impetus Benin is giving to the use of innovative financing instruments in order to be able to act more quickly in the face of the challenge of sustainable development. This dynamic is intended to be maintained over time.

INTRODUCTION

The purpose of this document is to report on the economic, social and environmental impacts generated or induced by the projects and programmes that benefited from the allocation of resources generated by Benin's July 2021 SDG Eurobond issue. It should be noted that a project here refers to eligible expenditures aimed at achieving a specific goal with a specific result. It is therefore well defined in time with a known overall cost and it ends when the goal is achieved. In contrast, programmes include eligible expenditures that are managed in a coordinated manner to achieve benefits that could not be achieved if each of them were to be implemented individually. They are set up over time and are not always limited in time. They mainly include resources put in place to support care initiatives, free services and various subsidies for vulnerable populations, support funds and specific support, etc.

The allocation portfolio covers an amount of 485.4 million euros for a total of 57 eligible projects and programmes, with a target beneficiary population made up mainly of young people and women.

The data used in this impact report was mainly collected at the level of the National Institute of Statistics and Demography, for impact indicators/priority targets, as well as the Project/Programme Management Units and the Planning, Administration and Finance Directorates of the sectoral ministries, for output indicators and the number of final beneficiaries. They mainly cover the period from 2018 to 2021. However, depending on the availability of certain indicators, reference is made to the period the indicator relates to. Furthermore, the data are composed of both actual achievements (indicators of achievement, final beneficiaries, etc.) and ex-ante estimates (target population, expected beneficiaries at completion, etc.). In the specific case of impact indicators, most of them are taken from survey data, the most recent of which were carried out in 2018 (EDS, ERI-ESI) and 2019 (EHCVM).

First a general presentation of recent developments in the area of SDGs in Benin is given, followed by a summary of performances recorded in a second part, for which references to details and other useful information are presented in the third part through results by category of eligible expenditures.



I. RECENT DEVELOPMENTS IN THE AREA OF SDGs IN BENIN



1.1. SDG TRENDS

Figure 1 presents the SDG scorecard summarising the country's performance in relation to the 17 goals. For each goal, this scorecard shows only the two indicators for which the country displays the worst performance¹. This "tough" scoring approach used by the Sustainable Development Solutions Network (SDSN) underlines the need to implement all dimensions of the SDGs as good performance on one indicator cannot offset poor performance on another².

According to the Sustainable Development Report for Benin (SDSN 2022), the country is on track to achieving SDG 12 "Responsible Consumption and Production" and SDG 13 "Fighting Climate Change". However, challenges still remain in achieving SDG 1 "No Poverty", SDG 3 "Good Health and Well-being", SDG 4 "Quality Education", SDG 5 "Gender Equality", SDG 6 "Clean Water and Sanitation", SDG 7 "Clean and affordable energy", SDG 9 "Industry, Innovation and Infrastructure", SDG 11 "Sustainable Cities and Communities", SDG 14 "Life Below Water", SDG 16 "Peace, Justice and Effective Institutions" and SDG 17 "Partnerships for Achieving the Goals".

Figure 1: Status and trend of the SDGs in Benin



Source: Sustainable Development Report for Benin, SDSN, 2022

Furthermore, the trend analysis enables a better appreciation of the efforts made by Benin since the adoption of Agenda 2030. Accordingly, it would be worth strengthening actions undertaken by the country in the fields of SDG 12 "Responsible Consumption and Production" and SDG 13 "Fight Against Climate Change" in order to keep Benin on the right path to achieving them by 2030. In addition, the country is making progress in: SDG 2 "Zero Hunger", SDG 8 "Decent Work and Economic Growth", SDG 9 "Industry, Innovation and Infrastructure" and SDG 14 "Life Below Water".

However, the trend analysis highlights the importance of the challenges in SDG 4 "Quality Education", SDG 10 "Reduced Inequality" and SDG 11 "Sustainable Cities and Communities".

¹ SDSN (2022): Sustainable Development Report for Benin

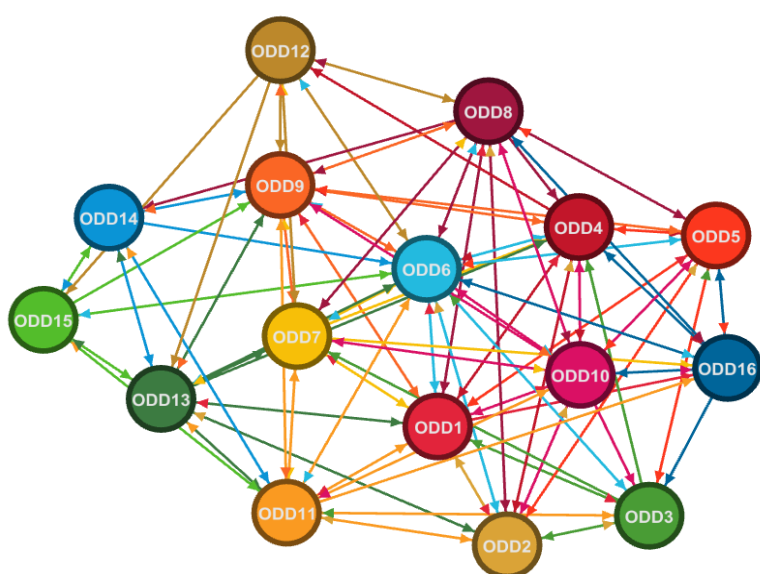
² The green colour of an SDG logo indicates that the goal is being achieved. Yellow indicates that challenges remain, and orange and red indicate the presence of 'significant' and 'major' challenges respectively.

Finally, for the other SDGs, efforts need to be intensified to improve the trend, in particular for SDG 1 "No Poverty", SDG 3 "Good Health and Well-being", SDG 5 "Gender Equality", SDG 6 "Clean Water and Sanitation", SDG 7 "Clean and Affordable Energy", SDG 16 "Peace, Justice and Effective Institutions", and SDG 17 "Partnerships for Achieving the Goals".

1.2. INTERACTIONS BETWEEN THE SDGs

This section highlights interactions among the SDGs in Benin. They result from the ripple effects that exist between the 49 targets prioritised in SDGs 1 to 16 by the country.

Figure 3: Interactions between the SDGs



Source: DGCS-SDG, 2019³

The illustration of interactions among the SDGs has been built around SDG 4. This is in fact the SDG with the largest contributory effect on the eligible expenditure category "Expanding education services and improving the capacity to take on students" which received a large share (40.9%) of the total allocation.

Accordingly, investments in quality education (SDG 4) have ripple effects on fifteen (15) prioritised targets associated with eight (8) SDGs. Specifically, investments in education expansion will influence poverty reduction (SDG 1), hunger eradication and improved nutrition (SDG 2), improved sanitation and health (SDG 3); gender equality and non-discrimination (SDG 5), access to sustainably managed food and water services for all (SDG 6), inclusive growth

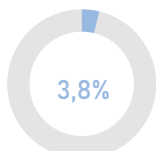
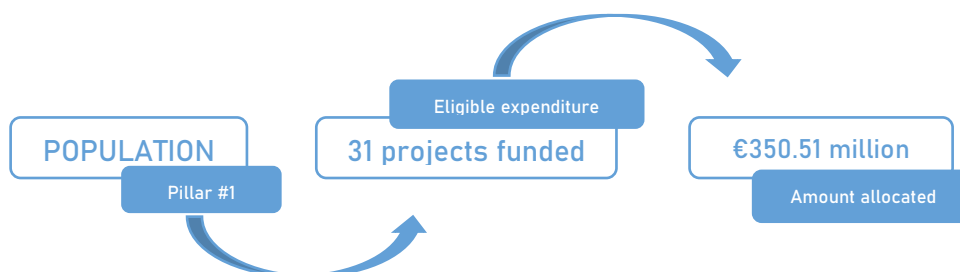
³ Inspired by Jeff Mohr's work on interactions between the SDGs

and employment (SDG 8), innovation and development of infrastructure including digital infrastructure (SDG 9), equal opportunities and reduction of inequalities within the country (SDG 10), sustainable consumption and production (SDG 12) as well as environmental education and information (SDG 13 and 15) and promoting peaceful and inclusive societies for sustainable development (SDG 16).



II. SUMMARY OF IMPACTS



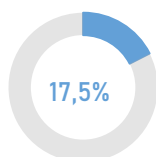


Financing of agricultural projects at end 2021:

- 116 projects of agricultural entrepreneurs who received loans for a total amount of € 8.419.750,24 including 38 beneficiaries of interest rate subsidies worth € 1.587.626,49 and 40 beneficiaries of the guarantee to endorse loan applications by developers, for a total amount of FCFA € 3.270.416,66
- € 6.832.123,75 in loans granted by 6 banks and 6 Decentralised Financial Systems, taking into account the facilities of the National Fund for Agricultural Development



By year-end 2021, 43 projects subsidised for a total amount of € 2.980.858,48 including 29 private structuring projects carried by professional agricultural organisations (construction of storage warehouses, construction of hydro-agricultural dams, development of lowlands, etc.) for € 2.047.487,90.



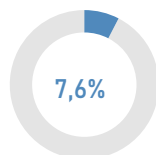
Extension and densification of the drinking water distribution network from 321 km in 2017 to 859 km in 2021 for the towns of Abomey, Bohicon, Agbangnizoun, Djidja, Za-Kpota, and Zogbodomey



Drinking water production and treatment capacity of 70 m³/h in 2018 to 1,500 m³/h expected in 2023 in the cities of Savè, Dassa, Glazoué



2,5 million direct beneficiaries expected to be connected to the drinking water network in 2025 in rural areas covering around 922 villages. ⁵



2,693,666 beneficiaries of the Extended Vaccination Programme, of which 1,179,606 children aged 0-11 months over the 2019-2021 period

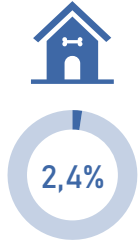
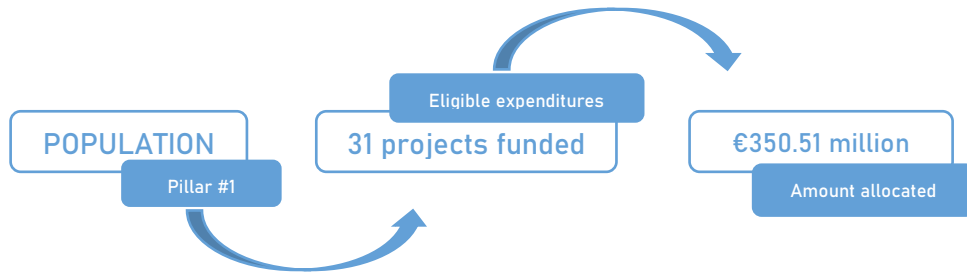


- 699,918 poor people treated free of charge for malaria, including 600,716 children over the 2018-2021 period
- 4,791 patients made up of children, adolescents, young people and adults, including 1,681 pregnant women benefiting from regular follow-up and management of sickle cell disease by end 2021.

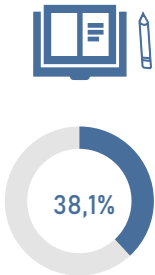


713 dialysis patients managed over the 2019-2021 period of whom 600 are still receiving treatment

⁵ These are the deliverables of three projects piloted by ANAEMPR at a total cost of €542,8 million: (i) Village Water Supply Rehabilitation Project, reinforcement and densification of existing networks, (ii) Equity Project for the construction of 80 new systems in critical areas, and (iii) Construction of 95 Multi-Village Drinking Water Supply Systems Project.



500 decent homes for approximately **2.000** people, primarily public administration staff.



5,653 schools to be covered in **2022** by school canteens for a total of approximately **969,794** schoolchildren ;



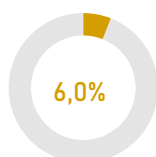
9 functional university restaurants for **551,050** students served by end December 2021 ;



16 programmes opened as part of the creation of the City of Innovation and Knowledge for **1,647** beneficiaries over the 2019-2021 period ;



44,746 candidate teachers recruited over the 2019-2021 period.



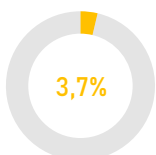
25 municipalities covered in 2022 by the PANA Energy Project aimed at improving the resilience of the energy sector to the impacts of climate change, representing a population estimated at approximately 5.7 million people ;



13 climate resilient solar PV mini power plants installed by year-end 2021 in some off-grid locations in Benin (Ouèssè, Djidja, Dassa, Djougou, etc.) with more than 150,000 inhabitants ;



265 resilient solar street lights introduced by end 2021 to provide clean energy street lighting to nearly 112,000 inhabitants.



700 administrative procedures put online by year-end 2021 as part of the Smart-Gouv project with 50 dematerialised public services ;



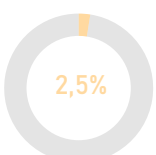
e-Results platform set up in 2020 to publish school results ;



Set up of an operational interoperability platform for all ministries of Benin ;



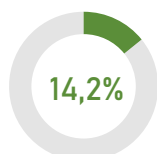
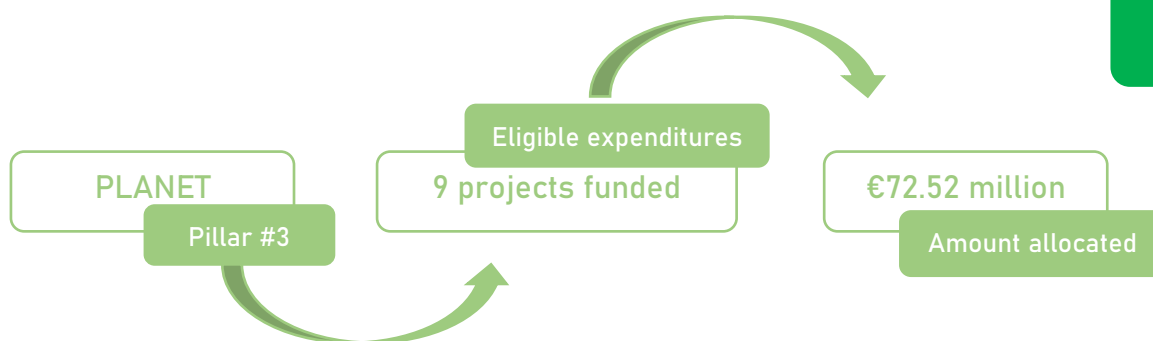
28 digital classrooms in use by end 2021 with an impact on approximately 37,000 learners of whom 53.1% are girls and 2,000 teachers of whom 16 are women



357 companies benefiting from the special employment insertion programme in 2021 for 632 beneficiaries entering the workforce. At the end of May 2022, the number of recipients is 928.



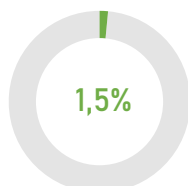
213,740 beneficiaries of microcredits in 2021.



7,300 linear metres of drainage network built by year-end 2021 for 465,000 people protected against flooding;



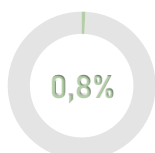
385,000 households covered by the modernised waste collection and management system in Grand Nokoue over the 2019-2021 period and 4,000 jobs generated within this framework.



150 hectares of coastal zone restored over the 2017-2021 period;



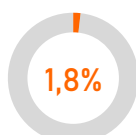
30 km of protected coastline at end 2021.



53% of the national territory covered by forests at year-end 2021



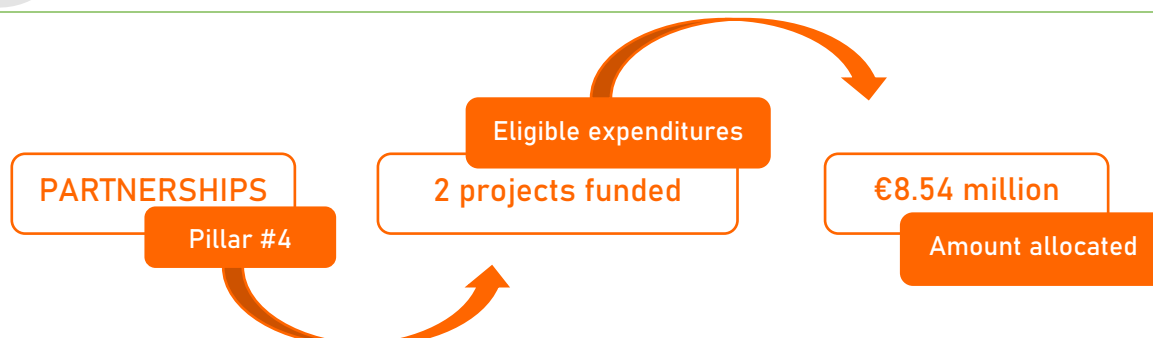
52.52% of forest ecosystems managed according to a participatory management plan.



7 restored royal palaces (historical buildings);



3 restored ceremonial entities;
2,239 linear metres of walling completed.

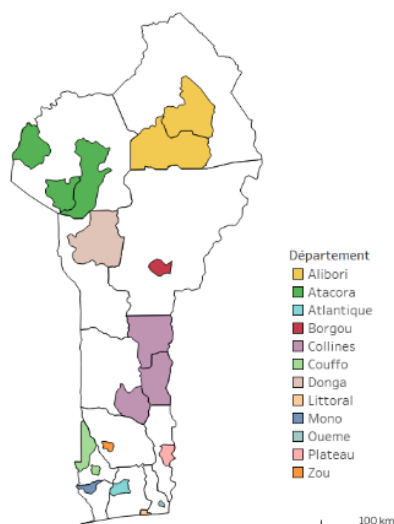




III. IMPACTS BY ELIGIBLE EXPENDITURE CATEGORY



3.1. DEVELOPMENT OF SUSTAINABLE AND PRODUCTIVE AGRICULTURE (SDGs 1, 2, 8)



General overview



Amount allocated:
€18.36 million



Share total
allocation: 3.8%



Number of
projects: 04

IMPACT INDICATORS	REFERENCE VALUES 2018	RECENT VALUES (2019) 2020	
Food poverty index (%);	46.3	-	-
Proportion of population moderately or severely food insecure (%);	63.2	-	-
Production volume per unit of work.	7.32	7.86	9.13

MAIN SDG
TARGETS

1.2
2.1
2.3

Details & Subcategories

Measures to support and/or strengthen subsistence agriculture by opening up access, developing arable land, improving irrigation, and helping new farmers who are starting out

Amount (€m)

18.36

Share allocation
(%)

3.8

SDG Targets

1.2
2.2
2.3
8.2

Final beneficiaries

- In 2021, 6 municipalities covered by agricultural financing, namely Kouandé, Gogounou, Matéri, Savè, Ouèssè and Toviklin.
- 9 Agricultural Producer Organisations (APOs) by end 2021
- 116 Micro, Small and Medium Enterprises to benefit from access to agricultural finance by end 2021

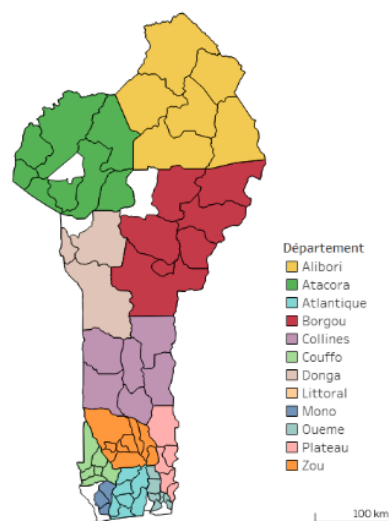
Main environmental and/or social benefits

- Over the 2018-2021 period, accreditation of 21 analytical methods by BELAC (Belgian Accreditation Body), including 8 in microbiology and 13 in physical chemistry
- In 2021, accreditation of two (2) methods in physical chemistry by the SOAC (West African Accreditation System)
- Improving the production and processing environment for agri-food exports

Achievement indicators

- Rate of compliance with CODEX Alimentarius standards for fish products and derivatives marketed: 73.6% in 2020 and 80.2% in 2021;
- Rate of compliance with CODEX Alimentarius standards for traded animal products and derivatives: 36.6% in 2021 compared to 36.1 in 2020;
- Rate of increase in income of agricultural subsidy recipients: 50% expected by 2026;
- 351 sanitary certificates issued for airfreight export of 1,134,982 tonnes of fresh pineapple in 2020 compared to 273 sanitary certificates for airfreight export of 902,006 tonnes of fresh pineapple in 2019;
- 117 new food products allowed on domestic markets by end 2021 compared to 50 in 2020;
- 26,100 analyses of agri-food product samples carried out by end 2021 compared to 21,135 in 2020.

3.2. ACCESS TO DRINKING WATER AND WASTEWATER PROCESSING (SDGs 3, 6, 11)



General overview



Amount allocated:
€ 85.12 million



Share total
allocation:
17.5%



Number of
projects: 7

IMPACT INDICATORS	REFERENCE VALUES 2018	RECENT VALUES (2019) 2020	
Proportion of population using safely managed drinking water services (%)	67.8	-	-
Urban drinking water supply rate (%)	57.9	61.8	63.3
Rural drinking water supply rate (%)	-	33.5	70.2
Proportion of population using safely managed sanitation services (handwashing with soap and water) (%)	12.8	-	-

MAIN SDG
TARGETS

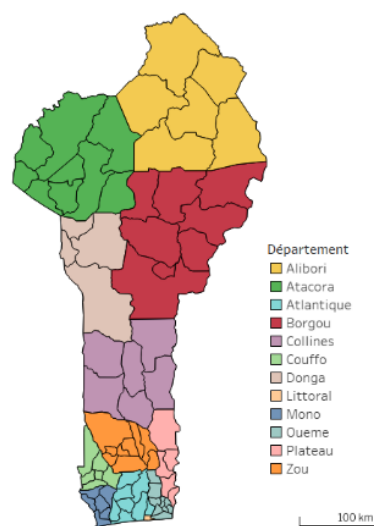
6.1
6.2

Details & Subcategories	SDG Target	Final beneficiaries	Achievement indicators
Construction of water infrastructure for non-livestock agricultural land (irrigation, water supply, drainage, sewage disposal and flood control facilities)	6.1	<ul style="list-style-type: none"> Approximately 4,500 people to be covered in the municipality of Aplahoué, by end 2022; Approximately 3,500 inhabitants in 4 municipalities: Nikki, Kandi, Kérou and Pehunco, on completion of the infrastructures planned for December 2022 	<ul style="list-style-type: none"> Development of 100 artesian wells over the 2020-2021 period; In 2021, 10 piezometric stations rehabilitated and 2 built in the Kandi and Pendjari basins; 4 hydrometric stations rehabilitated in 2021; Rehabilitation of the Dékandji dam in the municipality of Aplahoué over the 2020-2021 period.
Amount (€m)		Main environmental and/or social benefits	
79.56		<ul style="list-style-type: none"> 16 hydrometric and piezometric stations⁶ operational in 2021 	
Share allocation (%)			
16.4			

⁶ The piezometer is a device that measures the level of groundwater while the hydrometer measures surface water

Details & Subcategories	SDG Target	Final beneficiaries	Achievement indicators
<p>Construction, operation and maintenance of infrastructure to increase water production, transport, treatment and storage capacity</p> <div> <div>Amount (€m)</div> <div>Share allocation (%)</div> </div> <div> <div>5.57</div> <div>1.1</div> </div>	6.1	<p>2.5 million direct beneficiaries expected to be connected to the drinking water network in 2025 in rural areas covering around 922 villages.</p> <p>Main environmental and/or social benefits</p> <ul style="list-style-type: none"> Better pressure and continuity in the water supply; Improvement of the drinking water supply by end 2021 with 15,000 new connections, namely: <ul style="list-style-type: none"> 8,000 new private connections made in Savè, Dassa, Glazoué and its surroundings; 7,000 new private connections made in Parakou and its surroundings 	<ul style="list-style-type: none"> Extension and densification of the network (km): <ul style="list-style-type: none"> from 210 km in 2018 to 430 km expected in 2023 for the cities of Savè, Dassa-Zoumè and Glazoué; from 359 km in 2018 to 489 km in 2020 in the Abomey-Calavi district; from 321 km in 2017 to 859 km in 2021 for the cities of Abomey, Bohicon, Agbangnizoun, Djidja, Za-Kpota, and Zogbodomey. Production capacity (m3/h): <ul style="list-style-type: none"> from 70 m3/h in 2018 to 1500 m3/h expected in 2023 for the cities of Savè, Dassa-Zoumè and Glazoué; from 617 m3/h in 2018 to 2100 m3/h in 2020 for the Abomey-Calavi system; from 1450 m3/h in October 2021 to 1850 m3/h in March 2022 as an emergency measure for the Godomey plant; from 415 m3/h in 2017 to 2065 m3/h in 2019 for the cities of Abomey, Bohicon, Agbangnizoun, Djidja, Za-Kpota, and Zogbodomey Number of active network subscribers: <ul style="list-style-type: none"> from 4,409 in 2018 to 5,407 expected in 2021 for the cities of Savè, Dassa-Zoumè and Glazoué; from 21,350 in 2018 to 25,854 in 2021 for the city of Abomey-Calavi; from 4,174 in 2017 to 23,761 in 2021 for the cities of Abomey, Bohicon, Agbangnizoun, Djidja, Za-Kpota, and Zogbodomey

3.3. IMPROVING THE HEALTH OF ALL (SDGs 3, 5, 10)



General overview



Amount allocated:
€ 36.97 million



Share total
allocation: 7.6%



Number of
projects: 08

IMPACT INDICATORS	REFERENCE VALUES 2018	RECENT VALUES (2019)
<ul style="list-style-type: none"> Proportion of population with access to health insurance (%); Full immunisation coverage of children aged 12-23 months (%); Under-5 mortality rate (‰); 	Male: 1; Female: 1.5	-
<ul style="list-style-type: none"> Neonatal mortality rate (‰); 	30.0	-
<ul style="list-style-type: none"> Maternal mortality ratio (per 100,000 live births); Proportion of births attended by skilled health personnel (%); Incidence of malaria per 1,000 inhabitants; 	391.0	-
	74.1	89.9
	185	195
<ul style="list-style-type: none"> ARV coverage rate of PLHIV (%). 	62.6	68

MAIN SDG
TARGETS

1.3
3.1
3.2
3.3

Details & Subcategories

Development and/or extension of social protection mechanisms allowing free consultation of health professionals (general practitioners, specialists), and access to related treatment and care (e.g. free malaria treatment for pregnant women and children under 5)

Amount (€m)

36.97

Share allocation
(%)

7.6

SDG Targets

3.1

3.3

Final beneficiaries

- 2,693,666 beneficiaries of the Extended Vaccination Programme, of which 1,179,606 children aged 0-11 months vaccinated from 2019 to 2021 and 1,296,065 pregnant women;
- 699,918 people treated for malaria free of charge, including 600,716 children over the 2018-2021 period;
- 713 dialysis patients managed over the 2019-2021 period including period 600 still receiving treatment;
- 4,791 patients made up of children, adolescents, young people and adults, including 1,681 pregnant women benefiting from regular follow-up and management of sickle cell disease by end 2021.

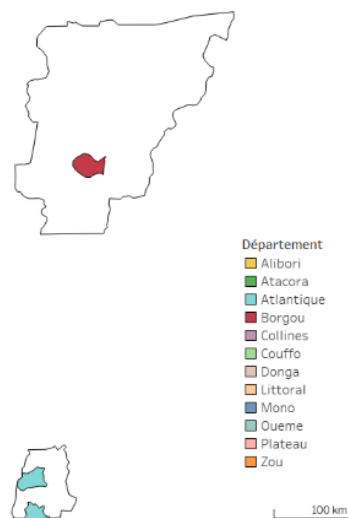
Main environmental and/or social benefits

- Improved immunisation coverage for measles, yellow fever and neonatal tetanus.
- Specialised holistic care for infants with sickle cell disease.

Achievement indicators

- Penta3 coverage rate= 120% in 2021 compared to 115% in 2020 and 112% in 2019;
- Number of blood bags available per 10,000 inhabitants: 113 in 2021 compared to 110 in 2020 and 85 in 2019;
- Rate of satisfaction of requests for labile blood products: from 86.0% in 2019 to 96.6% in 2021.
- Under the Global Support Programme for the National University Hospital Centre-HKM:
 - Bed occupancy rate: 47% in 2021 compared to 45% in 2020 and 65% in 2019;
 - Mortality rate: Stable at 9% in 2020 and 2021 compared to 11% in 2019;
 - Average length of stay: 5 days in 2021 and 2020 compared to 7 days in 2019.

3.4. DECENT HOUSING FOR THE POOR (SDGs 1, 11)



General overview



Amount allocated:
€ 11.51 million



Share total
allocation: 2.4%



Number of
projects: 01

IMPACT INDICATORS

- Proportion of population living in households with access to basic social services (%);

RECENT VALUES 2018

24.3

MAIN SDG TARGETS

1.4
11.1

Details & Subcategories

Construction of homes ensuring safe and decent conditions of occupation (access to electricity, drinking water, collective sanitation, with a minimum surface area in sqm per inhabitant, ensuring a minimum of light, ventilation/air, absence of damp, as well as building safety)

Amount (€m)

11.51

Share
allocation (%)

2.4

SDG Targets

11.1

11.3

Final beneficiaries

- Approximately 2,000 people will have access to decent housing and adequate urban services by early 2023

Main environmental and/or social benefits

- Provision of decent rental accommodation
- Facilitating access to adequate housing for middle-income families (primarily public administration staff)
- Creation of approximately 5,000 jobs in the course of the work.

Achievement indicators

Acceptance of development and housing construction work:

- 200 homes expected on the Allada site in September 2022;
- 200 homes expected on the Ouidah site in November 2022;
- 100 homes also expected in 2023 on the Parakou site.

3.5. EXPANDING EDUCATION SERVICES AND IMPROVING THE CAPACITY TO TAKE ON STUDENTS

General overview



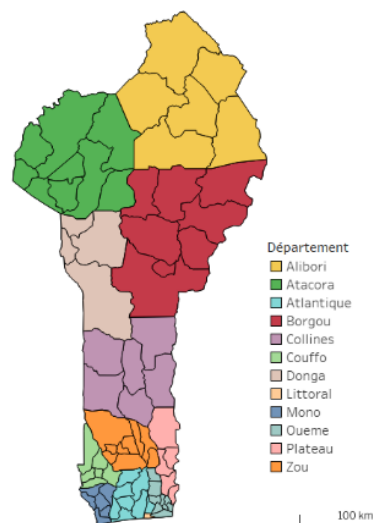
Amount allocated:
€ 198.54 million



Share total
allocation: 40.9%



Number of
projects: 11



IMPACT INDICATORS	REFERENCE VALUES 2018	RECENT VALUES (2019) 2020	
Net enrolment ratio in primary education (%);	66.1	-	-
Net enrolment ratio in secondary education (%);	25.8	30.9	31.5
Gross enrolment ratio in primary education (%);	110.78	108.3	107.8
Proportion of pupils who started grade 1 who complete primary school (%);	58.49	54.81	54.11
Gross enrolment rate (1st and 2nd cycle);	Cycle 1: 53.17 Cycle 2: 28.7	Cycle 1: 53.17 Cycle 2: 28.7	Cycle 1: 49.45 Cycle 2: 25.95
Proportion of students in vocational and technical training (%);	47.46	57.79	68.12
Gender parity index (girls/boys) of gross enrolment ratio in primary education;	94.98	92.3	92.12
Gender parity index (girls/boys) of gross enrolment ratio in secondary education (%).	80.5	81.4	83.5

MAIN SDG
TARGETS

4.1
4.4

Details & Subcategories

Current transfers and subsidies financing student grants (social and/or merit-based), teacher allowances, school fee coverage, free school canteen programmes, purchase of textbooks

Amount (€m)

176.85

Share allocation
(%)

36.4

SDG Targets

4.1

4.4

Final beneficiaries

School canteens:

- 5,653 schools have school canteens in 2022 for a total of approximately 969,794 schoolchildren:
 - 3,851 schools already covered in 2021 with 660,654 beneficiaries including 317,114 girls
 - 1,802 new schools to be included in 2022 to bring the total number of beneficiaries to approximately 969,794 schoolchildren.

Main environmental and/or social benefits

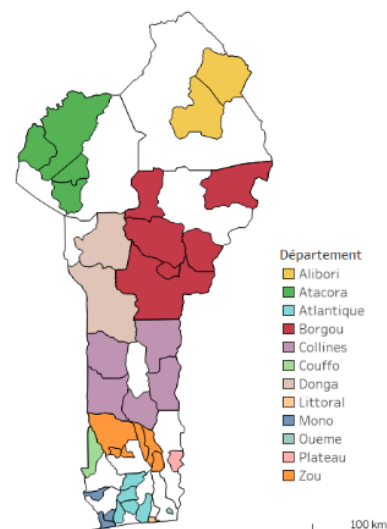
- Improving students' living and study conditions by end 2021:
 - 9 functional university restaurants for 551,050 students served;
 - 1,393 students accommodated
 - 9 functional infirmaries
 - 363,483 student trips in terms of daily transport
- 44,736 candidate teachers recruited over the 2019-2021 period

Achievement indicators

- Average start-up time for social services after the academic year begins:
 - 1 month in 2021 compared to 2 in 2020;
- Student satisfaction rate for university social services:
 - 68% in May 2022 compared to 38% in 2021

Details & Subcategories	SDG Target	Final beneficiaries	Achievement indicators
<p>Construction of schools and universities, equipped with state-of-the-art materials to stimulate scientific and technical fields in particular</p> <p>Amount (€m)</p> <p>21.69</p> <p>Share allocation (%)</p> <p>4.5</p>	4.4	<p>Innovative university programmes in the 2019-2021 period:</p> <ul style="list-style-type: none"> 532 training beneficiaries; 115 beneficiaries of the research programmes; 1,000 beneficiaries of technical support programmes for entrepreneurship. <p>Main environmental and/or social benefits</p> <ul style="list-style-type: none"> Diversification of training offer. 	<ul style="list-style-type: none"> 16 innovative university training, research and entrepreneurship programmes launched over the 2019-2021 period with a target of 25; Proportion of girls enrolled in industrial and agricultural streams of technical education (public): <ul style="list-style-type: none"> from 14.9% in 2019 to 33.0% in 2021 Success rate in Vocational Training examinations (CQP): <ul style="list-style-type: none"> 97.2% in 2019 to 98.8% in 2021 Number of learners in technical education and training per 100,000 inhabitants: <ul style="list-style-type: none"> from 230 in 2020 to 253 in 2021.

3.6. ACCESS TO LOW-CARBON, RELIABLE AND AFFORDABLE ENERGY (SDGs 7, 13)



General overview



Amount allocated:
€ 29.29 million



Share total
allocation: 6.0%



Number of
projects: 05

IMPACT INDICATOR	RECENT VALUES 2018
Proportion of population with access to electricity (%)	34.5
Electrification rate (%)	29.2
Proportion of the population using mainly clean technologies for cooking (%)	4.8
Proportion of the population using mainly clean fuels (electricity + generator ownership) for lighting (%).	39.1

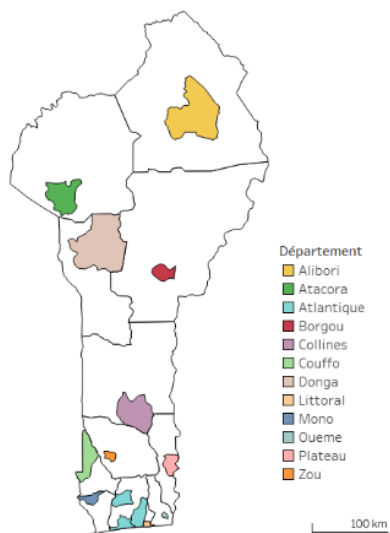
MAIN SDG
TARGET

7.1

Details & Subcategories	SDG Target	Final beneficiaries	Achievement indicators				
<p>Electrification programmes (connection to the national distribution grid) of urban or rural areas located according to the distance to the conventional grid and the electrification rate as well as the evolution of the electricity mix</p> <table><tr><th>Amount (€m)</th><th>Share allocation (%)</th></tr><tr><td>20.55</td><td>4.2</td></tr></table>	Amount (€m)	Share allocation (%)	20.55	4.2	7.2	<p>16,000 beneficiaries in some twenty locations (Ahlan, Aizè, Ozokpodji, Zoungbomin, Kinzodji, etc.) over the 2017-2021 period</p> <p>Main environmental and/or social benefits</p> <p>Reinforcement of public lighting; Security, housing development; Servicing of state-owned properties</p>	<p>Construction of networks over the 2017-2021 period:</p> <ul style="list-style-type: none">90 km of high voltage cabling;56.5 km of low voltage cabling; <p>Installation and connection over the 2017-2021 period:</p> <ul style="list-style-type: none">26 transformers32 manual overhead switches installed355 street lighting lamps installed
Amount (€m)	Share allocation (%)						
20.55	4.2						

Details & Subcategories	SDG Target	Final beneficiaries	Achievement indicators
<p>Development of mini grids (off-grid electrification) for populations located beyond 10 km from the conventional grid supplied by a renewable electricity source (mini power plants and/or solar kits).</p>	7.2	<ul style="list-style-type: none"> 25 municipalities covered in 2022 by the PANA Energy Project aimed at improving the resilience of the energy sector to the impacts of climate change, i.e. an estimated population of approximately 5.7 million people; 3,027 actors trained on climate risk management in the energy sector in 2021 3,252 beneficiaries of the programme using agricultural technologies adapted to climate change, including 800 women 44,440 beneficiaries impacted by dry biomass gasification over the period 2017–2021, including 5,062 women and 39,378 men in 84 villages and hamlets in the municipalities of Kalalé, Djougou, Savalou and Dassa <p>Main environmental and/or social benefits</p> <ul style="list-style-type: none"> Provision of clean energy to the population in some off-grid locations in Benin (Ouèssè, Djidja, Dassa, Djougou, etc.) by end 2021 with the installation of (13) resilient mini photovoltaic power plants Reforestation of (6) sites 358 new jobs. 	<ul style="list-style-type: none"> By end 2021, 13 climate-resilient solar photovoltaic mini-power plants and 84 resilient solar street lights installed, providing permanent access to clean energy services for more than 150,000 inhabitants Penetration rate of renewable energy in the energy mix: stable at 3.4% in 2020 and 2021; 1,803 hectares of conservation farming practices 2 gasification plants installed; 245 stoves and 123 improved pressure cookers distributed 3 improved carbonisation technologies developed 325 kWp (kilowatt peak kWp) of photovoltaic energy introduced in vulnerable off-grid locations as a contribution to the national energy mix (7) community fuelwood parks installed 34,650 ha of forest area restored.
Amount (€m)	Share allocation (%)		
8.74	1.80		

3.7. CONNECTIVITY AND DIGITAL INCLUSION THROUGHOUT THE TERRITORY (SDGs 4, 9)



General overview



Amount allocated:
€ 18.14 million



Share total
allocation: 3.7%



Number of
projects: 08

IMPACT INDICATORS	REFERENCE VALUES 2018	RECENT VALUES (2019) 2020	
Very high-speed internet coverage rate (%)	48	61.04	61.04

MAIN SDG
TARGETS

9.1
9c

Details & Subcategories

Extension of the very high-speed network (VHS), especially in rural areas

Amount (€m)

1.95

Share
allocation (%)

0.4

SDG Targets

9.1

9c

Achievement indicators

- Internet penetration rate by ISPs: 0.8 % in 2021 compared to 0.3% in 2020;
- Mobile internet penetration rate: 63.9% in 2021 compared to 69.4% in 2020;
- Number of km of optical fibre: + 2,500.

Main environmental and/or social benefits

- Increased accessibility of government e-services and digital services (ICDL certification training) to populations in Universal Service Areas;
- Use of Community Digital Points as relay and resource centres for the organisation of professional elections;
- Creation of 2,447 new jobs by end 2021 in the digital sector;
- Increase in the number of citizens using a collective broadband Internet access point of presence;
- Remote provision of services for the population, in particular remote administrative procedures (government e-services, payment of electricity bills);
- Better Internet connectivity for businesses and individuals.

Final beneficiaries

- 77 municipalities

Details & Subcategories	SDG Target	Achievement indicators	Final beneficiaries
<p>Expanding the capacity and quality of educational provision in public education through the use of digital technology.</p>	<p>9.2</p> <p>9.5</p>	<p>Over the 2019-2021 period:</p> <ul style="list-style-type: none"> Number of connected university sites: 10; Number of videoconference rooms at universities: 6; Number of IP phones at universities: 50; Number of Wi-Fi access points installed at universities: 752 Number of secondary schools with connectivity: 4; Number of technical institutions providing training in digital professions: 1; Number of focal point teachers trained in the use of digital classrooms: 72. <p>Main environmental and/or social benefits</p> <ul style="list-style-type: none"> Online posting of exam results by teachers; Facilitation of research activities and collaboration between national and foreign universities. 	<ul style="list-style-type: none"> Permanent collective access to the internet through WiFi at universities: <ul style="list-style-type: none"> More than 10,000 student beneficiaries in 2021; Digital classrooms by end 2021: <ul style="list-style-type: none"> 96,360 students at university level; Approximately 37,000 learners by end 2021 (53% of whom are girls) and 2,000 teachers, 16% of whom are women, directly by the Digital Development Agency and ABSU-CEP.
<p>Amount (€m)</p> <p>1.52</p>			
<p>Share allocation (%)</p> <p>0.3</p>			

Details & Subcategories	SDG Target	Achievement indicators	Final beneficiaries
<p>Generalisation of e-services and digitisation of public administration.</p>	<p>9.1</p>	<p>By end 2021:</p> <ul style="list-style-type: none"> Number of e-services deployed on the national public online portal: 30 out of 50 Number of state structures connected to the administration's networks and operational: 186 out of 186 <p>Main environmental and/or social benefits</p> <ul style="list-style-type: none"> 700 administrative procedures put online by end 2021 as part of the Smart-Gouv project with 50 dematerialised public services Reduction of red tape when requesting public services thanks to the implementation of platforms for requesting and delivering public services (e-results, e-visa, medical appointments at the CNHU, etc.); Automation of the production of administrative documents online; Securing of public revenues through online payments Reduction of corruption through dematerialisation of public services; 	<ul style="list-style-type: none"> Citizens and businesses using public administration services.
<p>Amount (€m)</p> <p>10.37</p>			
<p>Share allocation (%)</p> <p>2.1</p>			

Details & Subcategories	SDG Target	Achievement indicators	Final beneficiaries
<p>Programmes for the deployment of digital tools for training and collaboration between teachers and students to expand their operational skills.</p>	9.1	<ul style="list-style-type: none"> Digital classrooms with digital content in place. Implementation of digital educational resources: 16 out of 28 by end 2021 	<p>By end 2021,</p> <ul style="list-style-type: none"> 28 functional digital classrooms for about 37,000 learners and 2,000 teachers; 280 teachers trained; 27,244 students registered on the e-learning platform of public universities.
<p>Amount (€m)</p> <p>1.52</p>		<p>Main environmental and/or social benefits</p> <ul style="list-style-type: none"> Teachers' use of digital content and software resources to deliver their lessons. 	
<p>Share allocation (%)</p> <p>0.3</p>			

Details & Subcategories	SDG Target	Achievement indicators	Final beneficiaries
<p>Digital infrastructure for financial inclusion and entrepreneurship development.</p>	9.1	<p>By end 2021:</p> <ul style="list-style-type: none"> Number of pylons installed: 34; Number of activated SIM cards: More than 15,000; Number of mobile money accounts opened: 4,818. 	<ul style="list-style-type: none"> By end 2021, 60 digital infrastructure deployment sites: <ul style="list-style-type: none"> More than 90% of citizens covered; Over 95% have access to mobile phone use.
<p>Amount (€m)</p> <p>2.78</p>		<p>Main environmental and/or social benefits</p> <ul style="list-style-type: none"> Improving mobile phone coverage in Universal Service (US) areas; Digital financial services in the areas covered; 2,910 jobs created, including 619 permanent ones. 	
<p>Share allocation (%)</p> <p>0.6</p>			

3.8. SUPPORTING EMPLOYMENT AND FINANCIAL INCLUSION OF YOUTH, WOMEN AND RURAL ENTREPRENEURS (SDGs 5, 8, 10)



General overview



Amount allocated:
€ 6.37 million



Share total
allocation: 1



Number of
projects: 02

IMPACT INDICATOR

RECENT VALUE 2018

Unemployment rate (%)

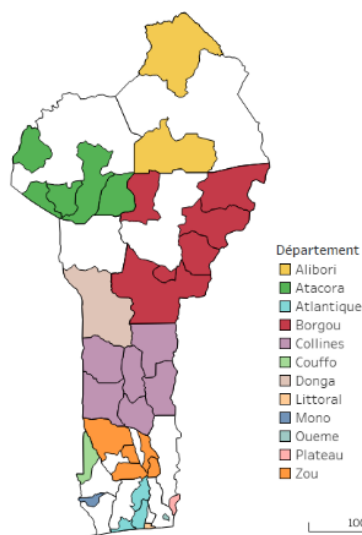
2.3

MAIN SDG
TARGET

8.5

Details & Subcategories	SDG Targets	Achievement indicators	Final beneficiaries
<p>Development and support, and/or funding of training courses leading to qualifications for the full integration of young people in the workplace</p> <p>Amount (€m) 3.60</p> <p>Share allocation (%) 0.7</p>	<p>8.3</p> <p>8.5</p>	<ul style="list-style-type: none"> At end May 2022, 1,496 offers were published on the digital recruitment platform for 2,198 positions. 99,794 applications received and 1,375 files selected. Satisfaction rate of job offers published by companies: 62% in 2021 <p>Main economic, environmental and/or social benefits</p> <ul style="list-style-type: none"> Supported employment programme for companies and young people in operation; 80% of recipients hired by companies after their first year in the workplace. 	<ul style="list-style-type: none"> 357 companies to benefit from the supported employment programme in 2021 632 candidates inserted in the private sector in 2021 out of 1,861 job offers In May 2022, the number of recipients was 928.
Details & Subcategories	SDG Target	Achievement indicators	Final beneficiaries
<p>Financial allocation for microfinance to empower vulnerable populations (women, landlocked rural populations).</p> <p>Amount (€m) 2.76</p> <p>Share allocation (%) 0.6</p>	<p>8.3</p>	<ul style="list-style-type: none"> Number of people who obtained a Mobile Microcredit: 70,387 in May 2022 Proportion of women who received a Mobile Microcredit: 83.1% in May 2022 <p>Main economic, environmental and/or social benefits</p> <ul style="list-style-type: none"> Obtaining microcredit at lower cost; Implementation of income-generating activities by the poor. 	<ul style="list-style-type: none"> Poor people in the 12 departments; 282,101 beneficiaries of microcredit in May 2022, of which 84.8%.

3.9. DEVELOPING LIVING ENVIRONMENTS AND SUSTAINABLE INFRASTRUCTURE FOR ALL (SDGs 6, 8, 9, 11, 12)



General overview



Amount allocated:
€ 64.74 million



Share total
allocation: 13.3%



Number of
projects: 06

IMPACT INDICATOR	REFERENCE VALUE 2018	RECENT VALUES (2019) 2020	
Road network condition index	50	58	61

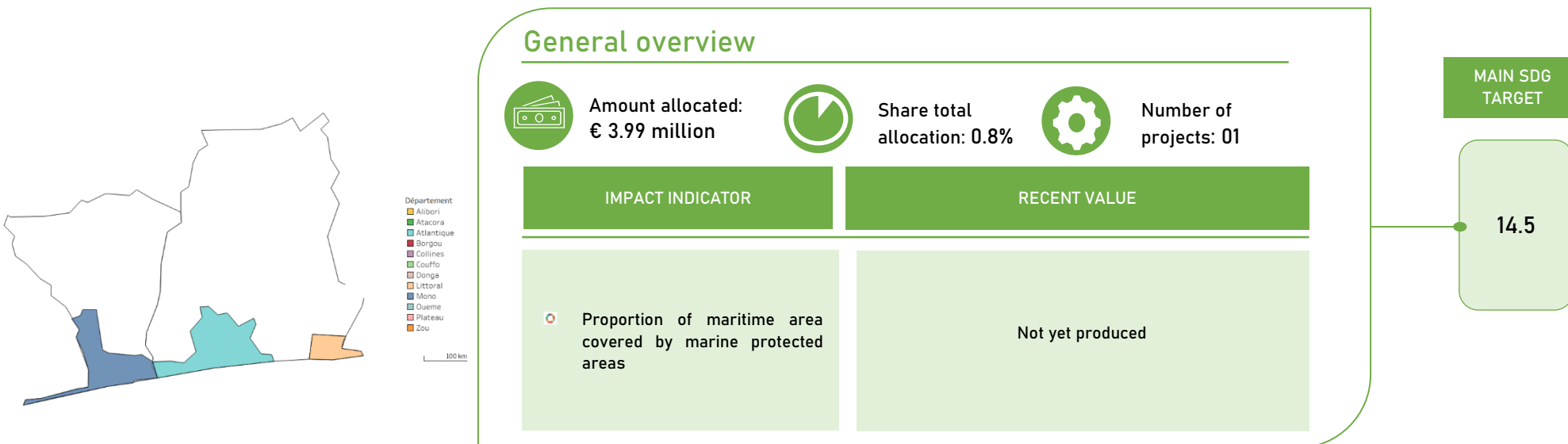
MAIN SDG
TARGET

9.1

Details & Subcategories	SDG Targets	Achievement indicators	Final beneficiaries
<p>Sustainable development of common spaces for commercial, recreational and leisure purposes</p> <p>Amount (€m): 7.08</p> <p>Share allocation (%): 1.5</p>	<p>11.3</p> <p>12.5</p>	<ul style="list-style-type: none"> Number of linear metres of land routes rehabilitated or created by end 2021: 27,500; Number of linear metres of drainage network built by end 2021: 7,300. <p>Main environmental and/or social benefits</p> <ul style="list-style-type: none"> Development of irrigated areas in rural areas; Protection of the population against flooding; Facilitating the mobility of people and goods. 	<p>By end 2021,</p> <ul style="list-style-type: none"> 120,000 people, 40% of whom are women (48,000), as part of the development of irrigated areas in rural areas; 650,000 people as part of the sustainable cities programme; 465,000 people protected from flooding.
Details & Subcategories	SDG Target	Achievement indicators	Final beneficiaries
<p>Infrastructure and equipment for modes of transport that operate without direct GHG emissions.</p> <p>Amount (€m): 13.14</p> <p>Share allocation (%): 2.7</p>	<p>9.1</p>	<ul style="list-style-type: none"> Number of sites equipped with metal decks: 6 out of twelve (12) sites in 2021. <p>Main environmental and/or social benefits</p> <ul style="list-style-type: none"> Accessibility to socio-community infrastructure in the areas benefiting from bridges; Easier mobility of people and goods. 	<ul style="list-style-type: none"> Populations of the municipalities of Djidja, Ouinhi, Zangnanado, Za-kpota, Aplahoué, Lokossa, Ifangni, Zè, Sinendé, Kouandé, Kalalé, Bassila, Natitingou and Bembéréké and other users of the said roads; Indirect beneficiaries: consumers of products from the surrounding areas.

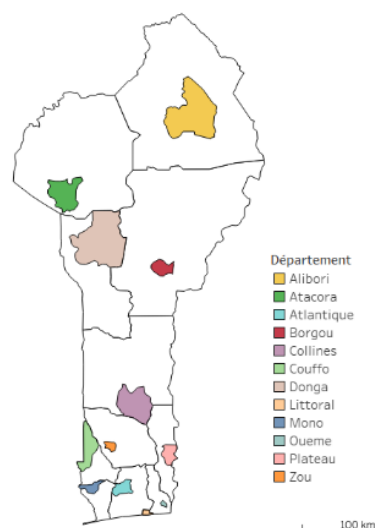
Details & Subcategories	SDG Target	Achievement indicators	Final beneficiaries
<p>Waste prevention, reduction, reuse and recycling facilities and/or equipment (excluding incineration, landfill and dumping).</p>	12.5	<ul style="list-style-type: none"> Number of rehabilitated and operational collection points: 61 in 2021 and 67 expected by end 2022; Number of transfer centres rehabilitated and operational: 1 in 2021 and 2 expected by end 2022; Pre-collection service coverage rate: 85% in 2021 and 90% expected by end 2022; Total area swept, weeded and staked / year: 799,173,663 in 2021 and 889,635,084 sqm expected by end 2022; Number of linear metres of primary and secondary sewerage works cleaned and maintained: 2,054,289 in 2021 and 2,343,642 linear metres expected by end 2022. 	<ul style="list-style-type: none"> 385,000 households over the 2019-2021 period and 427,000 households expected by end 2022 in the municipalities of Cotonou, Abomey-Calavi, Sèmè-Podji, Ouidah and Porto-Novo.
<p>Amount (€m)</p> <p>44.52</p>		<p>Main environmental and/or social benefits</p> <ul style="list-style-type: none"> More than 4,000 direct jobs created over the 2019-2021 period; Strong decrease in flooding in the impacted cities (Cotonou, Abomey-Calavi, Sèmè-Podji, Ouidah, Porto-Novo). 	
<p>Share allocation (%)</p> <p>9.2</p>			

3.10. CONSERVATION OF LAKE AND COASTAL AREAS, REASONABLE ECONOMIC EXPLOITATION OF COASTLINES (SDG 14)



Details & Subcategories	SDG Targets	Achievement indicators	Final beneficiaries
<p>Programmes to combat coastline erosion in urban and rural coastal areas of southern Benin</p> <p>Amount (€m)</p> <p>3.99</p> <p>Share allocation (%)</p> <p>0.8</p>	<p>14.2</p> <p>14.5</p>	<p>150 hectares of coastal zone restored over the 2017-2021 period;</p> <p>30 km of protected coastline at end 2021.</p> <p>Main environmental and/or social benefits</p> <p>Safeguarding of socio-economic infrastructures located on the coastal strip</p> <p>Safeguarding the biodiversity of the protected coastal area.</p>	<p>More than one million people living along the positively impacted coast.</p>

3.11. CONSERVATION OF BIODIVERSITY, RESTORATION AND REASONABLE EXPLOITATION OF THE FOREST COVER AND FIGHTING AGAINST DESERTIFICATION (SDGs 13, 15)



General overview



Amount allocated:
€ 3.79 million



Share total
allocation: 0.8%



Number of
projects: 02

IMPACT INDICATOR

RECENT VALUE 2015

Proportion of forest cover area in relation to land area (%)

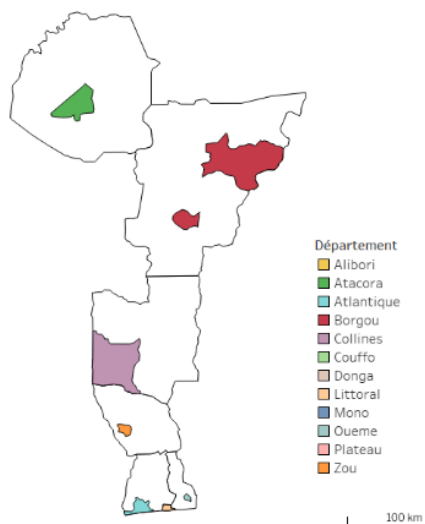
49.55

MAIN SDG
TARGET

15.1

Details & Subcategories	SDG Target	Achievement indicators	Final beneficiaries
<p>Reforestation programmes based on indigenous species to combat soil erosion and desertification</p>	15.2	<ul style="list-style-type: none"> The share of the area of protected forests with a sustainable management tool was 38% in 2021 compared to 28% in 2020; Proportion of forest cover area in relation to land area: 53% at end 2021; Proportion of forest ecosystems managed according to a participatory management plan: 52.4% in 2021. <p>Main environmental and/or social benefits</p> <p>Over the 2018-2021 period:</p> <ul style="list-style-type: none"> Creation of over 800 seasonal green jobs; Increase in carbon capture capacity; Restoration of degraded land and improvement of the water balance; Improve resilience to the effects of climate change. 	<ul style="list-style-type: none"> 77 municipalities
<p>Amount (€m)</p> <p>3.79</p>			
<p>Share allocation (%)</p> <p>0.8</p>			

3.12. PROMOTING HERITAGE SITES, EDUCATIONAL SITES AND ENTERTAINMENT INFRASTRUCTURE (SDGs 4, 11, 17)



General overview



Amount allocated:
€ 8.54 million



Share total
allocation: 1.8%



Number of
projects: 02

IMPACT INDICATORS	REFERENCE VALUES 2018	RECENT VALUES (2019) 2020	
Growth rate of tourist arrivals (%)	0.8	0.9	-34.7 ⁷

MAIN SDG
TARGETS

8.9
11.4

Details & Subcategories	SDG Targets	Achievement indicators	Final beneficiaries
Programmes and initiatives to rehabilitate a memorial heritage shared both by the Beninese who visit it (local and experiential tourism), and by groups who keep it alive and maintain it	8.9 11.4	<ul style="list-style-type: none"> 5 films/documents produced on royal treasures; Restored buildings of the Danri Museum in Nikki; Restored built components of the Toffa private palace; Restored Kaaba stele; General census of cultural heritage. 	<ul style="list-style-type: none"> Kings of Benin's great kingdoms and their subjects; Tourists; Young people; Research historians; History and Cultural Administration students; Artists; Grassroots communities; Cultural actors and promoters.
Amount (€m)		Main environmental and/or social benefits	
1.68		<ul style="list-style-type: none"> Vote on the law establishing a list of national cultural heritage; 	
Share allocation (%)			
0.3			

⁷ This decline is explained by the Covid-19 crisis

Details & Subcategories	SDG	Achievement indicators	Final beneficiaries
<p>Development of open places of memory to promote cultural education and the reappropriation by young Beninese of the traditional cultures of Benin.</p>	<p>11.4</p> <p>4.7</p> <p>8.9</p>	<p>Over the 2017-2021 period:</p> <ul style="list-style-type: none"> Number of linear metres of paved roads that have been cleaned up: 515,03; Number of linear metres of roads opened to service housing estates: 25,032; Number of royal palaces restored: 7; Number restored ceremonial entities: 3 at end 2021 to 04 in May 2022; Number linear metres of walling completed: 2,239 at end 2021 to 2,736 in May 2022; Number of linear metres of electricity and public lighting network extension carried out: 10,410; More than 1,000 trees planted in the historic city of Abomey; The Abomey Historical Museum partially restored; 1 sanitation project (culvert) entirely completed in Zogbodomey and another (artificial lake) under construction in Agbangnizoun. <p>Main environmental and/or social benefits</p> <p>Over the 2017-2021 period:</p> <ul style="list-style-type: none"> 1,481 jobs created; Improvement of the living environment; Opening up city districts; Development of tourism 	<ul style="list-style-type: none"> Approximately 661,310 inhabitants of the historic city of Abomey by end 2021 Tourists; Research historians; History and Cultural Administration students; Artists; Cultural actors and promoters
<p>Amount (€m)</p> <p>6.86</p>	<p>Share allocation (%)</p> <p>1.4</p>		



IV. FOCUS ON A FEW PROJECTS/PROGRAMMES



National Integrated School Feeding Program (NISFP)

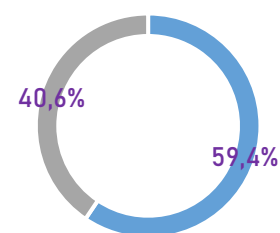
Programme goal:



Facilitating access of children to school and keeping them in school.



Total amount allocated: €51.16 million (2019-2021 period) and Overall Cost: € 53.75 million



■ Reimbursement ■ New funding



Description of the Programme:

The National Integrated School Feeding Programme (NISFP) was set up to strengthen school feeding in Benin by developing a multisectoral approach and by favouring local purchases to improve school performance, food diversity and the nutrition of pupils in schools with canteens.

It is implemented through three (3) components, namely: (i) supplying and running the canteen; (ii) implementing multisectoral activities at school level (health, hygiene, agriculture) and supporting producer groups for local supply of canteens; (iii) establishing steering frameworks for the NISFP and capacity building for institutional and community actors. It is classified under the category of "expanding education services and improving the capacity to take on students".

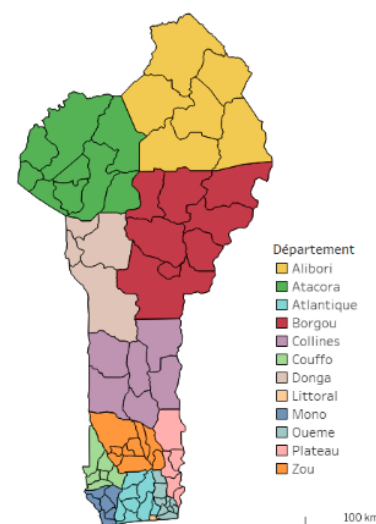


Results and Impacts:

In 2021, it is operational in 3,851 schools with 660,654 beneficiaries, including 317,114 girls and 343,540 boys.

However, with the extension in 2022, an additional 1,802 schools are expected to be added, bringing the total number of beneficiaries to nearly 969,794 schoolchildren. There are also ten (10) Non-Governmental Organisations (NGOs) that deploy field teams entirely dedicated to the NISFP and private service providers (transporters; food wholesalers) impacted.

This programme covers the whole territory and contributes mainly to the achievement of SDG target 4.2.



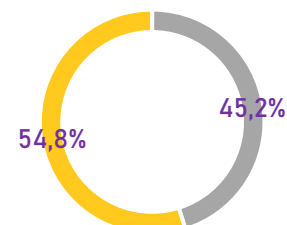
Project to Strengthen the Resilience of the Energy Sector to Climate Change Impacts in Benin

(Pana Energy)

Programme goal:



Reduce the consequences of climate variability and change for the energy sector in Benin.



Total amount allocated: € 4.83 million (2020-2021 period) and Overall Cost: € 12.20 million



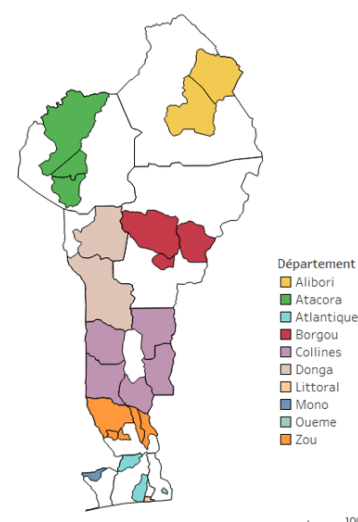
Description of the Programme:

Classified under the category of "access to low-carbon, reliable and inexpensive energy", the PANA Energy Project covers twenty-five (25) municipalities in the country and includes the following components: (i) Integration of climate change adaptation into energy policies, management, strategies and planning tools; (ii) Development of sustainable land and forest management practices to strengthen the resilience of wood energy production areas; (iii) Energy production and consumption - technology transfer to strengthen the resilience of livelihoods and living conditions of vulnerable communities.



Results and Impacts:

The main achievements are the installation and commissioning of resilient energy access infrastructure for vulnerable communities in municipalities where the project is run. These include: seven (7) community fuelwood production parks installed, thirteen (13) climate resilient solar photovoltaic mini-power plants installed for over 150,000 inhabitants, eighty-four (84) resilient solar street lights for electrification of vulnerable off-grid communities in seven (7) localities to nearly 82,000 inhabitants, three (3) improved carbonisation technologies. All of the country's departments are covered. SDG priority target 7.1 is taken into account.



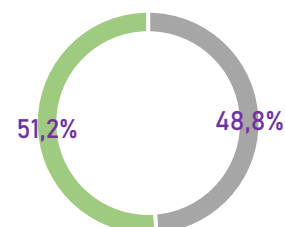
Project to modernise the waste collection and management system in Grand Nokoué (SGDS-GN)

Programme goal:



Contribute to the improvement of the living environment of the people of Benin.

Total amount allocated: € 42.97 million (2020-2021 period) and Overall Cost: € 140.96 million



■ Reimbursement ■ New funding



Description of the Programme:

It is classified under the category of eligible expenditure relating to "access to drinking water and waste water treatment". This project aims at the optimal management of waste, sanitation and hygiene. It is specifically involved in several sanitation activities, salubrity, pre-collection, collection and transport, sorting and recovery and landfill. Its intervention strategy therefore includes computerised monitoring and control, geographical information system, social mobilisation and communication.



Results and Impacts:

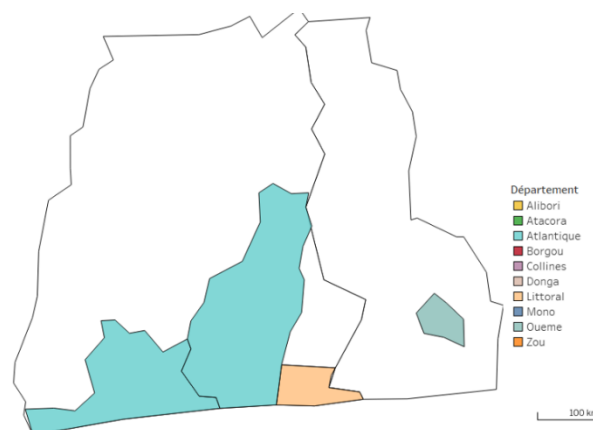
The target population is 450,000 households.

In 2021, 385,000 homes were already benefiting from the project. In addition, implementation of project activities has created 4,000 direct jobs.

Flooding has decreased significantly in the towns impacted by the project and they are now considered to be more attractive.

The coverage rate of the pre-collection service is 85% and that of waste collection is 100% in 2021. The project has 67 hubs and 2 rehabilitated and operational transfer centres.

It covers three departments in the country and contributes mainly to the achievement of SDG target 12.5.



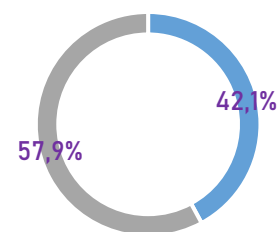
Project to strengthen the drinking water supply system in the city of Abomey-Calavi and its surroundings

Programme goal:



Strengthen the supply of drinking water and improve water supply in the city of Abomey-Calavi and its surroundings.

Total amount allocated: € 16.20 million (2020-2021 period) and Overall Cost: € 16.20 million



■ Reimbursement ■ New funding

Description of the Programme:



This project is intended to improve the supply of drinking water to the city of Abomey-Calavi and its surroundings, with the main target being an additional production of 1,500 m³/h by 2027.

It takes into account the extension of the network in the city of Abomey-Calavi and its connection to the Cotonou system. It falls under the category of eligible expenditure relating to "access to drinking water and waste water treatment".



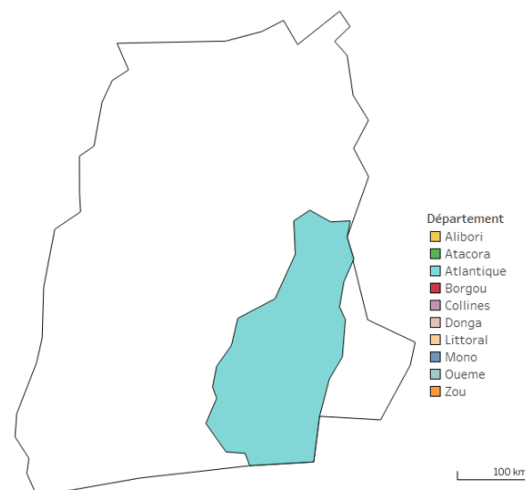
Results and Impacts:

The beneficiaries of this project reside in the outlying districts of the city of Abomey-Calavi (Agori 1, Agori 2, Djadjo, Aïtchédji, Aïdégnon, Aïfa, Houèto, Tankpè, Atinkanmey, Zogbadjè) and Cotonou (Fidjrossè, Agla and Akpakpa).

By the end of 2021, the main achievements include eight (8) new boreholes with a flow rate of 1,500 m³/h, a 500 m³ water tower in Houèto, an ultra-modern 45,000 m³/day water treatment plant in Zinvié and the laying of a HDPE 315 pipe from the Houèto castle to connect the Abomey-Calavi network to that of Godomey.

In total, 240,000 people are impacted.

SDG target 6.1 is covered by this project.



Construction project for 500 social housing units

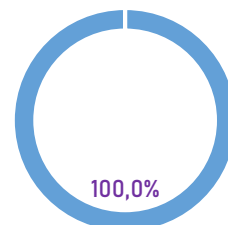
Programme goal:



Build 500 social housing units (3- and 4-room units) including 200 in Ouidah, 200 in Allada and 100 in Parakou.



Total amount allocated: € 11.51 million in 2021



Description of the Programme:

The project mainly includes the architectural and technical studies and the control and supervision of the works, as well as the partial development of the sites and the construction of the 500 homes. The target population is primarily defence and security forces personnel. It falls under the category of eligible expenditure relating to "decent housing for the poor".



Results and Impacts:

The implementation of this project will provide decent housing for more than 2,000 people and adequate urban services. 5,000 jobs will be created through the project which will also promote expected economic activities in the cities of Ouidah, Allada and Parakou.

The first delivery is expected in June 2022 for the Allada site and in August 2022 for the Ouidah and Parakou sites. Two (2) departments are therefore concerned and SDG target 11.1 is taken into account.



Département

- Alibori
- Atacora
- Atlantique
- Borgou
- Collines
- Donga
- Littoral
- Mono
- Oueme
- Zou



100 km















APPENDICES



Figure 2: List of SDG targets mentioned in the document

SDG	SDG Targets
	1.2. By 2030, reduce by at least half the proportion of men, women and children of all ages living in poverty in all its dimensions according to national definitions.
	1.3 Establish nationally appropriate social protection systems and measures for all, including social protection floors, and ensure that by 2030 a significant proportion of the poor and vulnerable benefit from them
	1.4 By 2030, ensure that all men and women, especially the poor and vulnerable, have equal rights to economic resources and access to basic services, land ownership, control over land and other forms of property, inheritance, natural resources and new technologies and financial services appropriate to their needs, including microfinance
	2.1 By 2030, eradicate hunger and ensure that all people, especially the poorest and most vulnerable, including infants, have access to safe, nutritious and sufficient food all year round.
	2.2 By 2030, end all forms of malnutrition, including through the achievement by 2025 the internationally agreed goals on stunting and wasting in children under 5 years of age, and meet the nutritional needs of adolescent girls, pregnant and lactating women and the elderly
	2.3 By 2030, double agricultural productivity and incomes of small-scale food producers, especially women, indigenous peoples, family farmers, livestock breeders and fishermen, including through ensuring equal access to land, other productive resources and inputs, knowledge, financial services, markets and opportunities for value addition and off-farm employment
	3.1 By 2030, reduce the global maternal mortality ratio to below 70 per 100,000 live births.
	3.2 By 2030, eliminate preventable infant and under-five deaths, with all countries aiming to reduce neonatal mortality to no more than 12 per 1,000 live births and under-five mortality to no more than 25 per 1,000 live births.
	3.3 By 2030, end the AIDS epidemic, tuberculosis, malaria and neglected tropical diseases and combat hepatitis, water-borne and other communicable diseases.
	4.1 By 2030, ensure that all girls and boys complete a full course of free, quality primary and secondary education that leads to meaningful learning.
	4.4 By 2030, significantly increase the number of young people and adults with the skills, including technical and vocational skills, needed for employment, decent work and entrepreneurship.
	4.5 By 2030, eliminate gender inequalities in education and ensure equal access for vulnerable people, including people with disabilities, indigenous people and children in vulnerable situations, to all levels of education and vocational training.
	4.7 By 2030, ensure that all students acquire the knowledge and skills necessary to promote sustainable development, including through education for sustainable development and lifestyles, human rights, gender equality, promotion of a culture of peace and non-violence, global citizenship
	4.a Build or adapt schools that are child-, disability- and gender-friendly and provide a safe, non-violent, inclusive and effective learning environment for all
	6.1 By 2030, ensure universal and equitable access to safe and affordable drinking water.

6 EAU PROPRE ET ASSAINISSEMENT 	6.2 By 2030, ensure equitable access to adequate sanitation and hygiene for all and end open defecation, with particular attention to the needs of women and girls and people in vulnerable situations.
7 ÉNERGIE PROPRE ET D'UN COÛT ABORDABLE 	7.1 By 2030, access for all to reliable and modern energy services at an affordable cost. 7.2 By 2030, significantly increase the share of renewable energy in the global energy mix
8 TRAVAIL DÉCENT ET CROISSANCE ÉCONOMIQUE 	8.2 Achieve a high level of economic productivity through diversification, technological upgrading and innovation, including a focus on high value-added and labour-intensive sectors 8.3 Promote development-oriented policies that foster productive activities, decent job creation, entrepreneurship, creativity and innovation and stimulate the growth of micro, small and medium-sized enterprises and facilitate their integration into the formal sector, including through access to financial services. 8.5 By 2030, achieve full and productive employment and ensure decent work and equal pay for work of equal value for all women and men, including young people and people with disabilities 8.9 By 2030, develop and implement policies to develop sustainable tourism that creates jobs and promotes local culture and products.
9 INDUSTRIE, INNOVATION ET INFRASTRUCTURE 	9.1 Develop quality, reliable, sustainable and resilient infrastructure, including regional and cross-border infrastructure, to support economic development and human well-being, with a focus on universal, affordable and equitable access. 9.2 Promote sustainable and inclusive industrialisation and, by 2030, significantly increase the contribution of industry to employment and gross domestic product, depending on the national context, and double it in the least developed countries 9.5 Strengthen scientific research and technological capacity building in the industrial sectors of all countries, in particular in developing countries, including by promoting innovation and significantly increasing the number of people working in research and development per million people and by increasing public and private spending on research and development by 2030. 9.c Significantly increase access to information and communication technologies and ensure that all people in the least developed countries have access to the Internet at an affordable cost by 2020
11 VILLES ET COMMUNAUTÉS DURABLES 	11.1 By 2030, ensure access to adequate and safe housing and basic services for all at an affordable cost and clean up slums 11.3 By 2030, strengthen sustainable urbanisation for all and capacities for participatory, integrated and sustainable human settlements planning and management in all countries. 11.4 Redouble efforts to protect and preserve the world's cultural and natural heritage
12 CONSOMMATION ET PRODUCTION RESPONSABLES 	12.5 By 2030, significantly reduce the generation of waste through prevention, reduction, recycling and reuse.
	14.2 By 2020, sustainably manage and protect marine and coastal ecosystems, including by building their resilience, to avoid the serious consequences of their degradation and take action to restore them to healthy and productive oceans.



	<p>14.5 By 2020, preserve at least 10% of marine and coastal areas, in accordance with national and international law and taking into account the best available scientific information.</p>
	<p>15.1 By 2020, ensure the conservation, restoration and sustainable use of terrestrial and freshwater ecosystems and related services, in particular forests, wetlands, mountains and drylands, consistent with obligations under international agreements</p> <p>15.2 By 2020, promote sustainable management of all types of forests, halt deforestation, restore degraded forests and significantly increase afforestation and reforestation globally.</p>

Figure 3: Overview of prioritised SDGs and targets on which SDG4 has a ripple effect

SDG	Prioritised targets	Categories of expenditure to which the SDG contributes directly or indirectly
SDG1 "No Poverty"	1.2 Poverty 1.3 Social protection 1.4 Access to resources	Development of sustainable and productive agriculture
SDG2 "Zero Hunger"	2.2 Malnutrition	Development of sustainable and productive agriculture
SDG5 "Gender Equality"	5.1 Anti-discrimination	Supporting employment and financial inclusion of youth, women and rural entrepreneurs
SDG6 "Clean Water and Sanitation"	6.1 Access to drinking water 6.2 Access to sanitation and hygiene services	Access to drinking water and wastewater processing
SDG9 "Industry, Innovation and Infrastructure"	9.1 Sustainable, resilient and accessible infrastructure	Connectivity and digital inclusion throughout the territory
SDG10 "Reduced Inequality"	10.2 Empowerment and integration 10.3 Equal opportunities	Supporting employment and financial inclusion of youth, women and rural entrepreneurs
SDG12 "Responsible Consumption and Production"	12.7 Sustainable public procurement 12.8 Environmental training and information	Developing living environments and sustainable infrastructure for all
SDG16 "Justice, Peace and Effective Institutions"	16.2 Child abuse and exploitation 16.6 Exemplary institutions 16.9 Civil status	

GLOSSARY

ANAEPMR	National Agency for Rural Drinking Water Supply
CNHU	National Hospital and University Centre
ESG	Environmental, Social and Governance criteria
ISE	Intermediate-Sized Enterprises
ISP	Internet Service Provider
FCFA	France of the African Financial Community
ICMA	International Capital Market Association
m ³ /h	cubic metre per hour
ML	Linear metre
MSME	Micro, Small and Medium-sized Enterprises
SDG	Sustainable Development Goals
NGO	Non-Governmental Organisation
APO	Agricultural Producers' Organisation
EPI	Expanded Programme on Immunisation
SME	Small and Medium-sized Enterprises
CDP	Community Digital Point
SBG	Sustainability Bond Guidelines
SDG	Sustainable Development Goals
SDSN	Sustainable Development Solutions Network
SIM	Subscriber Identity Module
US	Universal Service
VE	Vigeo Eiris